



Value Process Mapping

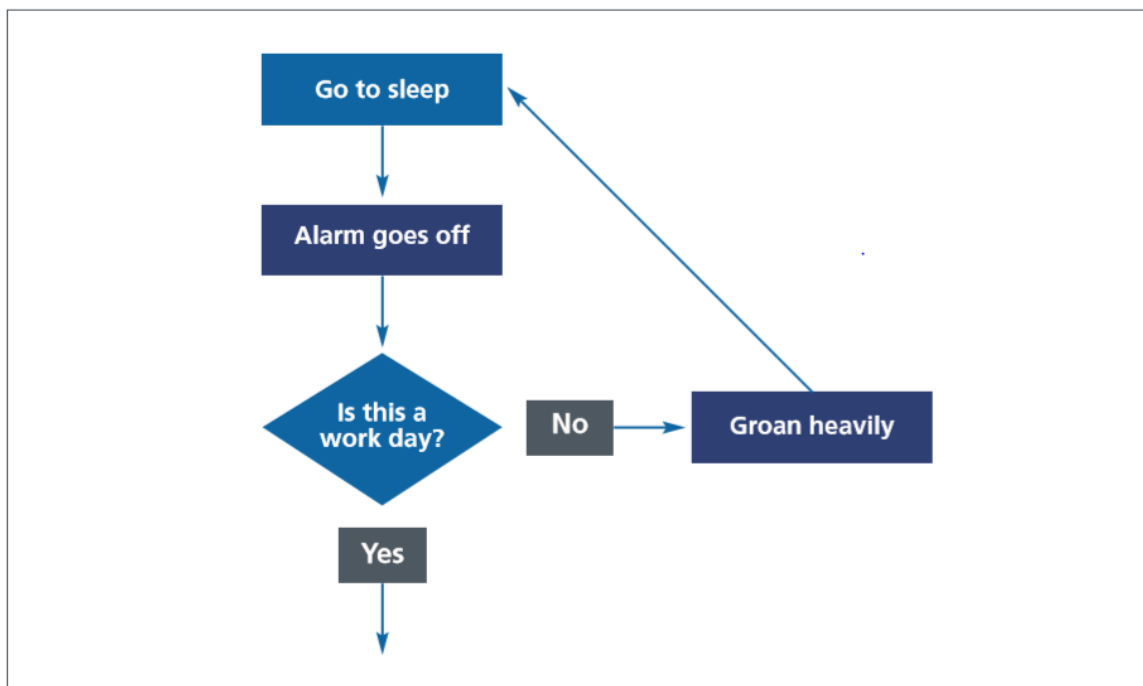
Introduction

Process mapping is used to develop a 'map' of a process within a system; it maps how a process operates in reality rather than how it might ideally work. Process mapping can be used to help a team understand where the problems are and identify areas for improvement.

The scope will vary; you could map the whole patient journey or a specific diagnostic pathway. Those involved in carrying out different roles within the pathway will need to be involved in making the map to ensure that the process map accurately reflects what is happening in practice.

Step 1: create your map

Start with a high level process map of say 5 to 10 steps which you set a time limit to achieve e.g. 20 minutes. This helps to establish the scope of the process and identify significant issues. Here is a simple example of a process map.







The Centre for Sustainable Healthcare Cranbrook House 287-291 Banbury Road Oxford OX2 7JQ

t +44 (0) 1865 515811 email: info@sustainablehealthcare.org.uk www.sustainablehealthcare.org.uk

The Centre for Sustainable Healthcare is registered as a company limited by guarantee in England & Wales No. 7450026 and as a charity No 1143189. Registered address 8 King Edward Street, Oxford OX1 4HL.

Process map key:

Shape	Description	Function
	Box	Shows the activities of the process.
	Diamond	Represents the stage in the process where a question is asked or a decision is required.
	Oval	Shows the start of a process and the inputs required. Also used to mark the end of the process with the results or outputs. The symbol is the same for the start and end of a process to emphasis interdependency.
	Arrows	Show the direction or flow of the process.

Once you have your high-level process map you will start to be able to understand how the process works and where there are problems, as well as where the most value is added.

Further work maybe required to analyse the problem areas identified e.g. seek stakeholder feedback or further data collection. The information and level of detail required will depend on the scope of your project.

Step 2: find the value

Look at the steps that you have identified and consider which of these actually add value to the patient. Can you trace the flow of value through the process? This may give you ideas for how the process could be streamlined.

The Centre for Sustainable Healthcare Cranbrook House 287-291 Banbury Road Oxford OX2 7JQ

t +44 (0) 1865 515811 email: info@sustainablehealthcare.org.uk www.sustainablehealthcare.org.uk

The Centre for Sustainable Healthcare is registered as a company limited by guarantee in England & Wales No. 7450026 and as a charity No 1143189. Registered address 8 King Edward Street, Oxford OX1 4HL.

Step 3: make resource use visible

Using the resource/impact categories below, add them to your process map next to the relevant steps. (If you don't have colours available, you can use letters, e.g. E1 = Environmental resource No. 1, S4 = Social impact No. 4, F2 = Financial resource No. 2) Can you now highlight the steps with the greatest resource use/impacts? You may decide to focus your improvement effort on one or more of these.

RESOURCE USE KEY

Environmental resources

- 1 Medications
- 2 Medical supplies
- 3 Anaesthetic gases/nitrous oxide
- 4 Propellant inhaler (MDI)
- 5 Non-medical supplies
- 6 Energy use
- 7 Waste disposal
- 8 Water use
- 9 Staff travel
- 9 Patient travel

Social resources/impacts

- 1 Patient/carer time
- 2 Patient/carer satisfaction
- 3 Patient/carer relationships
- 4 £ cost to patient/carer
- 5 Patient/carer wellbeing
- 6 Staff satisfaction
- 7 Staff wellbeing
- 8 Community impacts
- 9 Supply chain worker wellbeing

Financial resources

- 1 Medications
- 2 Medical supplies
- 3 Non-medical supplies
- 4 Energy use
- 5 Waste disposal
- 6 Water use
- 7 Staff time
- 8 Contracted services (e.g. cleaning, laundry)

Acknowledgments

Step 1 is based on a resource produced by NHS Lothian

<https://static1.squarespace.com/static/56d4490107eaa0756af084ea/t/591b1e99e58c628c2037a7e1/1494949530309/Process+Mapping.pdf>

The Centre for Sustainable Healthcare Cranbrook House 287-291 Banbury Road Oxford OX2 7JQ

t +44 (0) 1865 515811 email: info@sustainablehealthcare.org.uk www.sustainablehealthcare.org.uk

The Centre for Sustainable Healthcare is registered as a company limited by guarantee in England & Wales No. 7450026 and as a charity No 1143189. Registered address 8 King Edward Street, Oxford OX1 4HL.

The graphic is taken from an NHS Improvement resource that is suitable for further reading on process mapping <https://improvement.nhs.uk/documents/2143/conventional-process-mapping.pdf>

The Centre for Sustainable Healthcare Cranbrook House 287-291 Banbury Road Oxford OX2 7JQ

t +44 (0) 1865 515811 **email:** info@sustainablehealthcare.org.uk **www:** www.sustainablehealthcare.org.uk

The Centre for Sustainable Healthcare is registered as a company limited by guarantee in England & Wales No. 7450026 and as a charity No 1143189. Registered address 8 King Edward Street, Oxford OX1 4HL.